

PHAT Series High Ambient Condensing Units Powered by Tecumseh



- Reliable high efficiency Tecumseh compressors
- Generously sized high ambient condensers with "Patton Coat" coil and fin protection
- High efficiency external rotor fan motor assemblies
- Dual pressure control with auto reset on all models
- Liquid line drier & sight glass fitted on all models
- Oil separator fitted and charged on twin fan models
- Suction accumulator fitted on LT twin fan models
- All 3ph models come fully wired complete with: isolator switch, contactor, overload in IP67 enclosure

PHAT SERIES

High Ambient Condensing Units

PHAT Series condensing units are fitted with trusted Tecumseh compressors which are known for their long term performance and reliability. They have been designed to operate with today's most common refrigerants plus many newer generation lower GWP variants including R448A & R449A. All components fitted to PHAT units are of high quality leading brands. This combined with generously sized condensers 'treated with protective coil and fin coating' make them an ideal solution to suit our harsh Australian conditions.

To save time on site and reduce costly labour, PHAT units come fitted with all necessary components including: dual pressure switch, drier and sight glass, oil separator (on all dual fan models) plus suction accumulator on dual fan low temp models. All 3ph models come fully wired with isolator switch, contactor, overload in IP67 enclosure.



MODEL DESIGNATION

PHAT	200	T	2F	BR	LSA	E
PATTON HIGH AMBIENT UNIT TECUMSEH COMPRESSOR	NOMINAL HP ÷ 100	T = THREE PHASE S = SINGLE PHASE	NUMBER OF FANS	Y = R134a Z = MED TEMP BR = LOW TEMP	L = LI DRIER & S/GASS S = OIL SEPARATOR A = ACCUMULATOR	FULLY WIRED WITH 3PH ELECTRICAL BOARD

MEDIUM TEMP

0.75 3.5 hp

R134a MED TEMP

Cat No.	Model	Nom. hp	Comp. ph	Fans mm	Ambient °C	Evaporating Temp °C (Watts)					
						-15	-10	-5	0	5	10
PHA300L	PHAT075S-1F-Y-L	0.75	1	1 x 300	38	900	1170	1480	1810	2190	2620
					43	790	1060	1340	1660	2020	2390
PHA302L	PHAT0100S-1F-Y-L	1.00	1	1 x 300	38	1200	1540	1920	2330	2790	3270
					43	1090	1400	1760	2140	2560	3010
PHA304L	PHAT150S-1F-Y-L	1.50	1	1 x 350	38	1610	2140	2730	3400	4140	4940
					43	1450	1940	2490	3100	3790	4540
PHA306LS	PHAT150S-2F-Y-LS	1.50	1	2 x 350	38	1690	2240	2880	3620	4440	5350
					43	1500	2030	2620	3300	4060	4920
PHA308L	PHAT200S-1F-Y-L	2.00	1	1 x 400	38	2230	2940	3770	4680	5710	6820
					43	1960	2650	3410	4270	5220	6270
PHA310LS	PHAT200S-2F-Y-LS	2.00	1	2 x 350	38	2230	2960	3790	4720	5750	6880
					43	1970	2660	3440	4300	5250	6320
PHA312LSE	PHAT275T-2F-Y-LSE	2.75	3	2 x 350	38	2770	3840	5130	6590	8240	9990
					43	2480	3470	4660	6050	7560	9230
PHA314LSE	PHAT300T-2F-Y-LSE	3.00	3	2 x 350	38	3200	4340	5730	7310	9070	10960
					43	2860	3920	5210	6700	8350	10110
PHA316LSE	PHAT350T-2F-Y-LSE	3.50	3	2 x 350	38	3430	4640	6180	8010	10080	12340
					43	3080	4200	5620	7330	9270	11390

- Ratings based on; 20deg return gas / 5k subcooling
- Refer to back page for further technical information

MEDIUM TEMP

1 6.5 hp

R404A MED TEMP

Cat No.	Model	Nom. hp	Comp. ph	Fans mm	Ambient °C	Evaporating Temp °C (Watts)				
						-15	-10	-5	0	5
PHA320L	PHAT100S-1F-Z-L	1.00	1	1 x 350	38	1310	1610	1950	2330	2750
					43	1170	1450	1750	2090	2470
PHA322L	PHAT118S-1F-Z-L	1.18	1	1 x 350	38	1590	1980	2410	2890	3400
					43	1400	1760	2150	2570	3030
PHA324L	PHAT125S-1F-Z-L	1.25	1	1 x 350	38	1800	2200	2640	3120	3640
					43	1600	1970	2370	2790	3250
PHA326L	PHAT150S-1F-Z-L	1.50	1	1 x 400	38	2240	2780	3360	3980	4650
					43	2090	2590	3130	3720	4340
PHA328L	PHAT200S-1F-Z-L	2.00	1	1 x 400	38	2700	3400	4190	5040	5980
					43	2350	3000	3710	4470	5320
PHA329LS	PHAT200S-2F-Z-LS	2.00	1	2 x 350	38	2620	3310	4060	4860	5720
					43	2290	2910	3580	4300	5080
PHA330L	PHAT250S-1F-Z-L	2.50	1	1 x 400	38	3260	4100	5000	5980	7040
					43	2880	3640	4460	5350	6310
PHA332LS	PHAT250S-2F-Z-LS	2.50	1	2 x 350	38	3310	4140	5070	6090	7180
					43	2920	3690	4530	5450	6430
PHA334LE	PHAT250T-1F-Z-LE	2.50	3	1 x 400	38	3170	3960	4830	5780	6780
					43	2790	3520	4300	5140	6060
PHA336LSE	PHAT250T-2F-Z-LSE	2.50	3	2 x 350	38	3210	4010	4900	5870	6920
					43	2820	3560	4350	5240	6170
PHA338LSE	PHAT300T-2F-Z-LSE	3.00	3	2 x 400	38	4000	5030	6130	7350	8650
					43	3700	4670	5720	6870	8090
PHA340LSE	PHAT400T-2F-Z-LSE	4.00	3	2 x 400	38	4520	5840	7300	8930	10660
					43	3870	5070	6400	7840	9420
PHA342LSE	PHAT500T-2F-Z-LSE	5.00	3	2 x 400	38	6070	7710	9520	11490	13630
					43	5250	6770	8420	10200	12120
PHA344LSE	PHAT650T-2F-Z-LSE	6.50	3	2 x 400	38	7680	9530	11550	13730	16080
					43	6750	8440	10260	12220	14310

LOW TEMP

1 5.5 hp

R404A LOW TEMP

Cat No.	Model	Nom. hp	Comp. ph	Fans mm	Ambient °C	Evaporating Temp °C (Watts)					
						-35	-30	-25	-23.3	-20	-15
PHA350L	PHAT100S-1F-BR-L	1.00	1	1 x 350	38	610	820	1050	1140	1310	1590
					43	530	720	930	1010	1160	1420
PHA352L	PHAT150S-1F-BR-L	1.50	1	1 x 350	38	840	1120	1430	1550	1790	2190
					43	740	990	1280	1380	1600	1970
PHA354L	PHAT200S-1F-BR-L	2.00	1	1 x 350	38	1220	1710	2270	2470	2890	3570
					43	1030	1480	1990	2170	2560	3170
PHA355LSA	PHAT200S-2F-BR-LSA	2.00	1	2 x 350	38	1300	1830	2440	2670	3140	3930
					43	1100	1580	2140	2350	2790	3500
PHA356LSA	PHAT250S-2F-BR-LSA	2.50	1	2 x 350	38	1700	2430	3240	3540	4150	5150
					43	1430	2080	2830	3100	3660	4580
PHA358LSAE	PHAT200T-2F-BR-LSAE	2.00	3	2 x 350	38	1300	1830	2440	2670	3140	3930
					43	1100	1580	2140	2350	2790	3500
PHA360LSAE	PHAT250T-2F-BR-LSAE	2.50	3	2 x 350	38	1640	2300	3060	3330	3900	4860
					43	1380	1980	2680	2930	3450	4310
PHA362LSAE	PHAT400T-2F-BR-LSAE	4.00	3	2 x 350	38	1880	2690	3640	3980	4680	5840
					43	1550	2290	3140	3460	4090	5130
PHA364LSAE	PHAT550T-2F-BR-LSAE	5.50	3	2 x 400	38	2640	3630	4760	5190	6040	7460
					43	2250	3150	4180	4560	5330	6630

- Ratings based on; 20deg return gas / 5k subcooling
- Refer to back page for further technical information

MEDIUM TEMP

1 6.5 hp

R448/449A MED TEMP

Cat No.	Model	Nom. hp	Comp. ph	Fans mm	Ambient °C	Evaporating Temp °C (Watts)				
						-15	-10	-5	0	5
PHA320L	PHAT100S-1F-Z-L	1.00	1	1 x 350	38	1150	1460	1800	2200	2640
					43	1040	1330	1650	2000	2410
PHA322L	PHAT118S-1F-Z-L	1.18	1	1 x 350	38	1400	1790	2240	2730	3270
					43	1240	1610	2030	2470	2980
PHA324L	PHAT125S-1F-Z-L	1.25	1	1 x 350	38	1590	1990	2460	2960	3510
					43	1420	1800	2230	2690	3200
PHA326L	PHAT150S-1F-Z-L	1.50	1	1 x 400	38	2070	2640	3260	3940	4690
					43	1860	2370	2950	3590	4270
PHA328L	PHAT200S-1F-Z-L	2.00	1	1 x 400	38	2350	3060	3860	4750	5740
					43	2070	2730	3460	4280	5190
PHA329LS	PHAT200S-2F-Z-LS	2.00	1	2 x 350	38	2300	2980	3730	4580	5510
					43	2030	2650	3350	4140	4980
PHA330L	PHAT250S-1F-Z-L	2.50	1	1 x 400	38	2840	3660	4590	5630	6770
					43	2520	3290	4160	5110	6160
PHA332LS	PHAT250S-2F-Z-LS	2.50	1	2 x 350	38	2870	3710	4660	5730	6900
					43	2550	3330	4220	5200	6290
PHA334LE	PHAT250T-1F-Z-LE	2.50	3	1 x 400	38	2820	3610	4490	5490	6570
					43	2500	3240	4060	4970	5960
PHA336LSE	PHAT250T-2F-Z-LSE	2.50	3	2 x 350	38	2850	3660	4570	5580	6700
					43	2530	3280	4110	5050	6080
PHA338LSE	PHAT300T-2F-Z-LSE	3.00	3	2 x 400	38	3840	4910	6110	7450	8940
					43	3410	4420	5540	6780	8140
PHA340LSE	PHAT400T-2F-Z-LSE	4.00	3	2 x 400	38	3980	5290	6780	8440	10290
					43	3440	4640	6010	7530	9230
PHA342LSE	PHAT500T-2F-Z-LSE	5.00	3	2 x 400	38	5350	6970	8830	10870	13130
					43	4670	6190	7900	9780	11870
PHA344LSE	PHAT650T-2F-Z-LSE	6.50	3	2 x 400	38	6790	8650	10750	13070	15590
					43	6010	7730	9670	11810	14130

LOW TEMP

1 5.5 hp

R448/449A LOW TEMP

Cat No.	Model	Nom. hp	Comp. ph	Fans mm	Ambient °C	Evaporating Temp °C (Watts)					
						-35	-30	-25	-23.3	-20	-15
PHA350L	PHAT100S-1F-BR-L	1.00	1	1 x 350	38	470	670	900	990	1170	1460
					43	410	600	810	890	1050	1320
PHA352L	PHAT150S-1F-BR-L	1.50	1	1 x 350	38	650	910	1220	1340	1590	2010
					43	580	810	1100	1210	1440	1830
PHA354L	PHAT200S-1F-BR-L	2.00	1	1 x 350	38	910	1380	1920	2110	2540	3240
					43	750	1180	1680	1870	2270	2920
PHA355LSA	PHAT200S-2F-BR-LSA	2.00	1	2 x 350	38	970	1460	2050	2270	2740	3540
					43	800	1260	1810	2020	2450	3190
PHA356LSA	PHAT250S-2F-BR-LSA	2.50	1	2 x 350	38	1410	2060	2840	3130	3740	4760
					43	1170	1770	2500	2770	3340	4290
PHA358LSAE	PHAT200T-2F-BR-LSAE	2.00	3	2 x 350	38	970	1460	2050	2270	2740	3540
					43	800	1260	1810	2020	2450	3190
PHA360LSAE	PHAT250T-2F-BR-LSAE	2.50	3	2 x 350	38	1300	1910	2630	2900	3470	4420
					43	1080	1650	2320	2570	3110	3990
PHA362LSAE	PHAT400T-2F-BR-LSAE	4.00	3	2 x 350	38	1460	2220	3120	3450	4170	5370
					43	1210	1900	2730	3030	3690	4790
PHA364LSAE	PHAT550T-2F-BR-LSAE	5.50	3	2 x 400	38	2050	2970	4070	4490	5380	6860
					43	1750	2600	3620	4010	4820	6210

- Ratings based on; 20deg return gas / 5k subcooling
- Refer to back page for further technical information

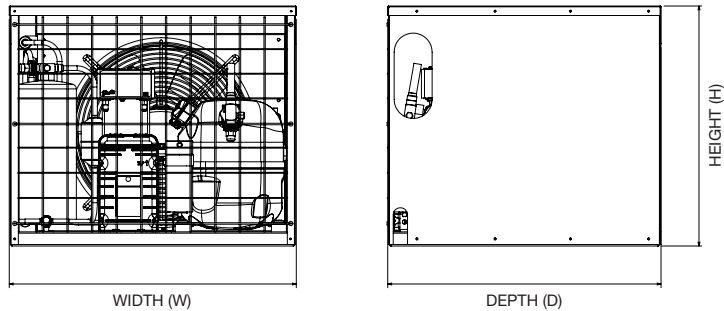
TECHNICAL DATA

APPLICATION	STOCK NO.	UNIT MODEL	COMPRESSOR				CONDENSER				Rec (Ltrs)	CONNECTIONS		DIMENSIONS (mm)			Unit Cover Group	Kg	dB(A) @3.0 mtrs
			Model	HP	Disp (CC)	PH	MOC (Amps)	Fans (mm)	Amps (Total)	Air (L/S)		Liquid (Inch)	Suction (Inch)	W	D	H			
MEDIUM TEMP R134A	PHA300L	PHAT075S-1F-Y-L	AJ4492N-FZ	0.75	26.0	1	6.4	1 x 300	0.4	490	3.0L	3/8	1/2	470	600	400	A	51	51
	PHA302L	PHAT0100S-1F-Y-L	AJ4511N-FZ	1.00	32.7		6.8	1 x 300	0.4	450	3.0L	3/8	5/8	470	600	400	A	51	52
	PHA304L	PHAT150S-1F-Y-L	FH4518Y-XC	1.50	48.5		8.3	1 x 350	0.7	730	3.0L	3/8	5/8	600	570	448	B	67	58
	PHA306LS	PHAT150S-2F-Y-L	FH4518Y-XC	1.50	48.5		8.3	2 x 350	1.5	1420	3.0L	3/8	5/8	990	665	448	D	90	61
	PHA308L	PHAT200S-1F-Y-L	FH4525Y-XC	2.00	63.0		11.5	1 x 400	1.5	930	4.0L	3/8	7/8	720	610	550	C	76	60
	PHA310LS	PHAT200S-2F-Y-L	FH4525Y-XC	2.00	63.0		11.5	2 x 350	1.5	1420	4.0L	3/8	7/8	990	665	448	D	88	62
	PHA312LSE	PHAT275T-2F-Y-LSE	AG4534N-TZ	2.75	100.7	3	6.0	2 x 350	1.5	1460	6.0L	3/8	7/8	990	665	448	D	104	62
	PHA314LSE	PHAT300T-2F-Y-LSE	AG4537N-TZ	3.00	112.5		6.5	2 x 350	1.5	1460	6.0L	1/2	7/8	990	665	448	D	104	63
	PHA316LSE	PHAT350T-2F-Y-LSE	AG4543N-TZ	3.50	124.4		7.4	2 x 350	1.5	1510	6.0L	1/2	7/8	990	665	550	D	115	64
MEDIUM TEMP R404A / R448A	PHA320L	PHAT100S-1F-Z-L	AJ4510P-FZ	1.00	18.3	1	6.5	1 x 350	0.7	730	3.0L	3/8	5/8	600	570	448	B	59	51
	PHA322L	PHAT118S-1F-Z-L	AJ4513P-FZ	1.18	24.2		8.1	1 x 350	0.7	730	3.0L	3/8	5/8	600	570	448	B	59	57
	PHA324L	PHAT125S-1F-Z-L	AJ4517P-FZ	1.25	26.0		9.0	1 x 350	0.7	730	3.0L	3/8	5/8	600	570	448	B	59	57
	PHA326L	PHAT150S-1F-Z-L	AJ4519P-FZ	1.50	34.5		12.0	1 x 400	1.5	930	3.0L	3/8	5/8	720	610	550	C	69	60
	PHA328L	PHAT200S-1F-Z-L	FH4524Z-XC	2.00	43.5		12.4	1 x 400	1.5	980	4.0L	3/8	5/8	720	610	550	C	77	62
	PHA329LS	PHAT200S-2F-Z-LS	FH4524Z-XC	2.00	43.5		12.4	2 x 350	1.5	1420	4.0L	3/8	5/8	990	665	448	D	87	59
	PHA330L	PHAT250S-1F-Z-L	FH4532Z-XC	2.50	50.6	3	14.1	1 x 400	1.5	980	6.0L	1/2	7/8	720	610	550	C	82	63
	PHA332LS	PHAT250S-2F-Z-LS	FH4532Z-XC	2.50	50.6		14.1	2 x 350	1.5	1460	6.0L	1/2	7/8	990	665	448	D	95	60
	PHA334LE	PHAT250T-1F-Z-LE	FH4532Z-XG	2.50	50.6		4.7	1 x 400	1.5	980	6.0L	1/2	7/8	720	610	550	C	87	62
	PHA336LSE	PHAT250T-2F-Z-LSE	FH4532Z-XG	2.50	50.6		4.7	2 x 350	1.5	1460	6.0L	1/2	7/8	990	665	448	D	94	60
	PHA338LSE	PHAT300T-2F-Z-LSE	FH4538Z-XG	3.00	63.0		6.8	2 x 400	3.0	1520	6.0L	1/2	7/8	1000	730	652	E	111	64
	PHA340LSE	PHAT400T-2F-Z-LSE	AG4546P-TZ	4.00	90.2		8.5	2 x 400	3.0	1520	8.0L	1/2	7/8	1000	730	652	E	113	67
	PHA342LSE	PHAT500T-2F-Z-LSE	AG4561P-TZ	5.00	112.5		10.3	2 x 400	3.0	1670	8.0L	1/2	1-1/8	1000	730	728	E	134	67
	PHA344LSE	PHAT650T-2F-Z-LSE	AG4573P-TZ	6.50	134.8		13.6	2 x 400	3.0	1670	8.0L	5/8	1-1/8	1000	730	728	E	141	68
LOW TEMP R404A/R448A	PHA350L	PHAT100S-1F-BR-L	AJ2446P-FZ	1.00	26.2	1	5.9	1 x 300	0.4	490	3.0L	3/8	1/2	470	600	400	A	52	53
	PHA352L	PHAT150S-1F-BR-L	AJ2464P-FZ	1.50	34.5		8.5	1 x 350	0.7	450	3.0L	3/8	5/8	600	570	448	B	65	56
	PHA354L	PHAT200S-1F-BR-L	FH2480Z-XC	2.00	54.3		11.0	1 x 350	0.7	730	3.0L	3/8	5/8	600	570	448	B	69	58
	PHA355LSA	PHAT200S-2F-BR-LSA	FH2480Z-XC	2.00	54.3		11.0	2 x 350	1.5	1420	3.0L	3/8	5/8	990	665	448	D	90	60
	PHA356LSA	PHAT250S-2F-BR-LSA	FH2511Z-XC	2.50	68.0		12.2	2 x 350	1.5	1420	4.0L	3/8	7/8	990	665	448	D	96	63
	PHA358LSAE	PHAT200T-2F-BR-LSAE	FH2480Z-XG	2.00	54.3		3.6	2 x 350	1.5	1420	3.0L	3/8	5/8	990	665	448	D	98	60
	PHA360LSAE	PHAT250T-2F-BR-LSAE	FH2511Z-XG	2.50	68.0	5.2	2 x 350	1.5	1460	4.0L	3/8	7/8	990	665	448	D	99	61	
	PHA362LSAE	PHAT400T-2F-BR-LSAE	AG2516P-TZ	4.00	112.5	7.1	2 x 350	1.5	1460	6.0L	1/2	7/8	990	665	448	D	115	62	
	PHA364LSAE	PHAT550T-2F-BR-LSAE	AG2522P-TZ	5.50	134.8	9.1	2 x 400	3.0	1460	6.0L	1/2	7/8	1000	730	652	E	129	65	

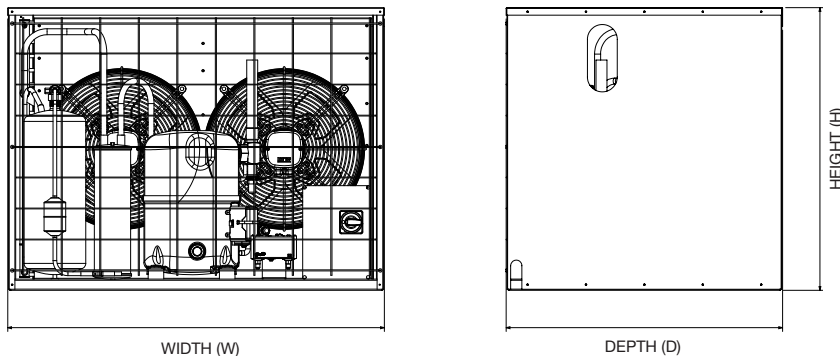
- All fan motors are 1ph/50hz (220-240V)
- Noise level ratings are "free field" based at a distance of 3m from source and are given as a guide only.

DRAWING

GROUP A-B-C




GROUP D-E



OUTDOOR COVERS

PHAT SERIES Unit covers provide an attractive, cost effective solution for outdoor unit installations. Tough, weatherproof white powder coated housing blends in with surroundings while providing protection from rain, hail and other environmental elements.

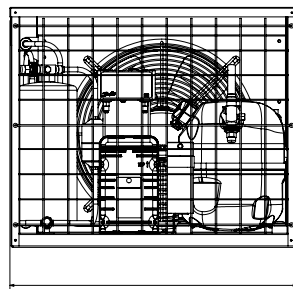


Cat No.	Cover Group	Cover Dimensions			Suit Models
		Width	Depth	Height	
PHA366A	Cover Dimension Group A	475	610	460	PHA300L, PHA302L, PHA350L
PHA366B	Cover Dimension Group B	605	580	510	PHA304L, PHA320L, PHA322L, PHA324L, PHA352L, PHA354L
PHA366C	Cover Dimension Group C	725	620	605	PHA308L, PHA326L, PHA328L, PHA330L, PHA334LE
PHA366D	Cover Dimension Group D	995	675	685	PHA306LS, PHA310LS, PHA312LSE, PHA314LSE, PHA316LSE, PHA329LS, PHA332LS, PHA336LSE, PHA355LSA, PHA356LSA, PHA358LSAE, PHA360LSAE, PHA362LSAE
PHA366E	Cover Dimension Group E	1005	750	760	PHA338LSE, PHA340LSE, PHA342LSE, PHA344LSE, PHA364LSAE

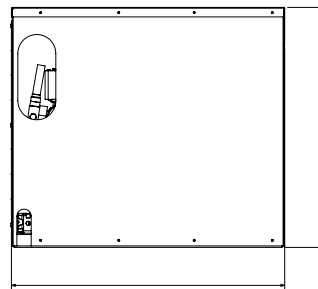
■ For quick selection please refer to technical data table on back page

DRAWING

GROUP A-B-C



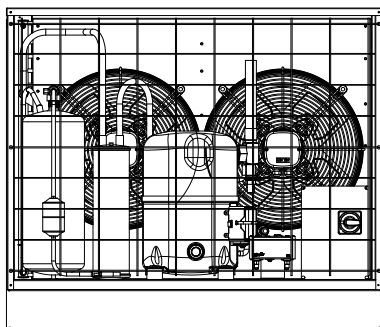
WIDTH (W)



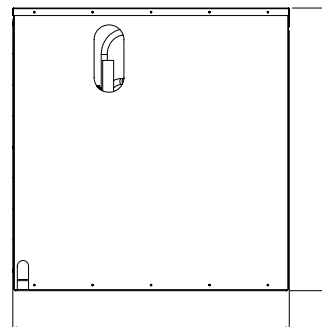
DEPTH (D)

HEIGHT (H)

GROUP D-E



WIDTH (W)



DEPTH (D)

HEIGHT (H)



Beijer Ref reserves the right to make specification changes without notice. AU 08/09/2024